

# Care Management PCMH Committee

Person-Centered Medical Home  
Program Update  
May 15, 2024



# PCMH Program Status

As of April 30, 2024

PCMH Program Participants		Sites		Providers	
3/31/24	4/30/24	3/31/24	4/30/24	3/31/24	4/30/24
126	125	564	562	2,459	2,455
96 PCMH Approved Practices  NCQA Sustained Recognition		20 Glide Path Practices  Working Towards NCQA Recognition		1 Glide Path Renewal Practices  Working towards NCQA Renewal Recognition	
				16 PCMH Accredited Practices  Includes FQHCs	

Note: 7 Practices have sites in both PCMH & Glide Path Programs & 1 Practice has sites in both PCMH & Glide Path Renewal

# PCMH Approved Practices

## PCMH Approved Practices

3/31/24

**95**

4/30/24

**96**

New Approved Practices: 0

Completed Glide Path: 1

Termed Practices: 0

## PCMH Approved Sites

3/31/24

**374**

4/30/24

**376**

New Approved Sites: 0

Completed Glide Path: 2

Sites Termed: 0

## PCMH Approved Providers

3/31/24

**1,753**

4/30/24

**1,755**

Completed Glide Path: 2

New Providers: 0

Providers Added: 25

Providers Termed: 25

# PCMH Adult & Pediatric Practices

**96** PCMH Approved  
Practices

**376**  
PCMH Approved Sites

**32** Internal  
Medicine  
PCMH  
Practices  
with **170** Sites

**22** Family  
Medicine  
PCMH  
Practices  
with **97** Sites

**60** Pediatric  
PCMH  
Practices  
with **108** Sites

**1** Geriatric  
PCMH  
Practice  
with **1** Site

*This data reflects current information through April 30, 2024*

*Note: 8 Practices have sites in 3 of the 4 categories & 3 Practices have sites in 2 of the 4 categories.  
Sites are counted once.*

# PCMH Glide Path Practices

## Glide Path Practices

3/31/24

**23**

4/30/24

**20**

New Practices: 0

Completed Glide Path: 2

Practices Termed: 1

**1**

## Glide Path Renewal Practice

Completed Glide Path Renewal: 0

## Glide Path Sites

3/31/24

**47**

4/30/24

**44**

New Practice Sites: 0

Completed Glide Path: 2

Sites Termed: 1

## Glide Path Providers

3/31/24

**111**

4/30/24

**105**

New Providers: 0

Completed Glide Path: 2

Providers Added: 0

Providers Termed: 4

**1 Site**

**1 Provider**

Sites Completed Glide Path Renewal: 0

Providers Completed Glide Path Renewal: 0

# PCMH Accredited Program Participants

Federally Qualified Health Centers (FQHCs) and FQHC look-alikes are program participants\*

## PCMH Accredited Participants

3/31/24

**16**

4/30/24

**16**

No Change

## PCMH Accredited Sites

3/31/24

**142**

4/30/24

**141**

Sites Added: 0

Sites Termed: 1

## PCMH Accredited Providers

3/31/24

**594**

4/30/24

**594**

Providers Added: 1

Providers Termed: 1

\*Federally Qualified Health Centers (FQHCs) and FQHC look-alikes are PCMH program participants if they are pursuing and/or have obtained the Joint Commission Ambulatory Care accreditation with Primary Care Medical Home certification as well as NCQA recognition.



# PCMH CY2024 Program Recruitment

## Recruitment as of April 30, 2024

- **7 Practice Sites**
  - 5 New Practice Sites
  - 2 New Sites from Current PCMH Practices
- **21 Providers**
  - 20 From New Practice Sites
  - 1 From New Site from Current PCMH Practice

## Practice Recruitment Opportunities

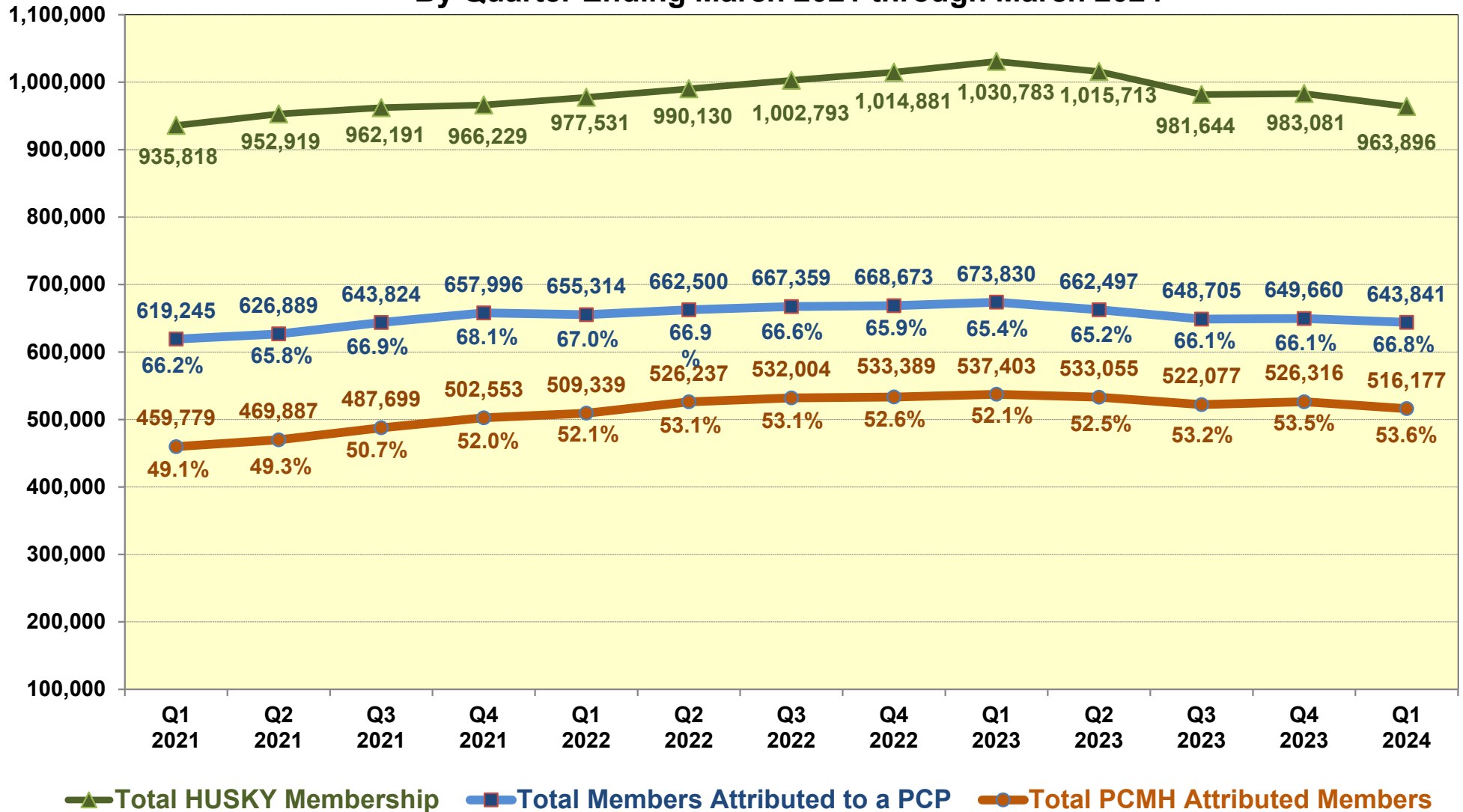
**9 Practice Sites**

**28 Providers**

These are eligible primary care practices that are most likely to enroll in the PCMH program in 2024.

# PCMH Program Member Attribution

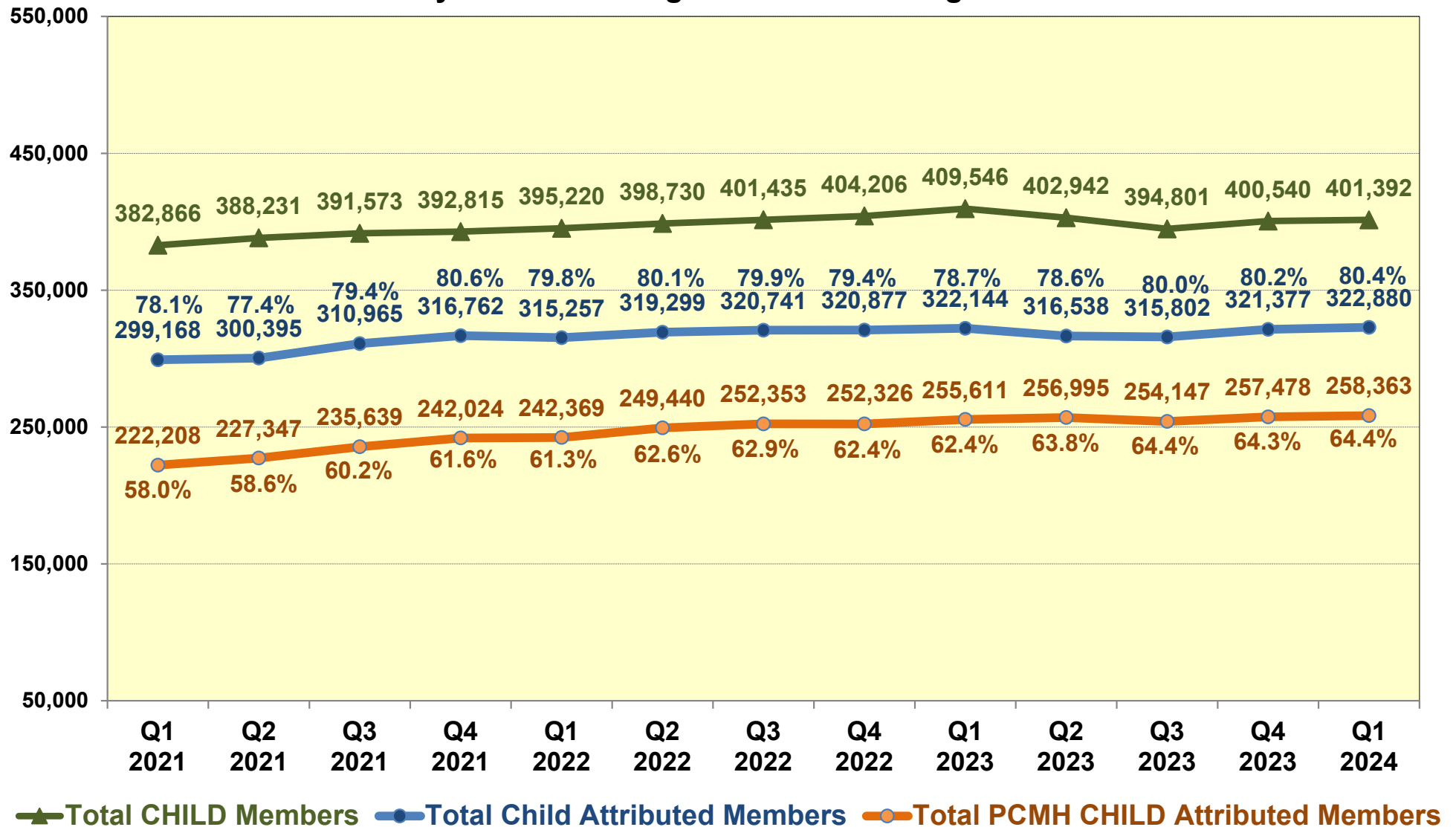
Summary of Total HUSKY Membership, Total Members Attributed to a PCP  
and Total PCMH Attributed Members  
By Quarter Ending March 2021 through March 2024





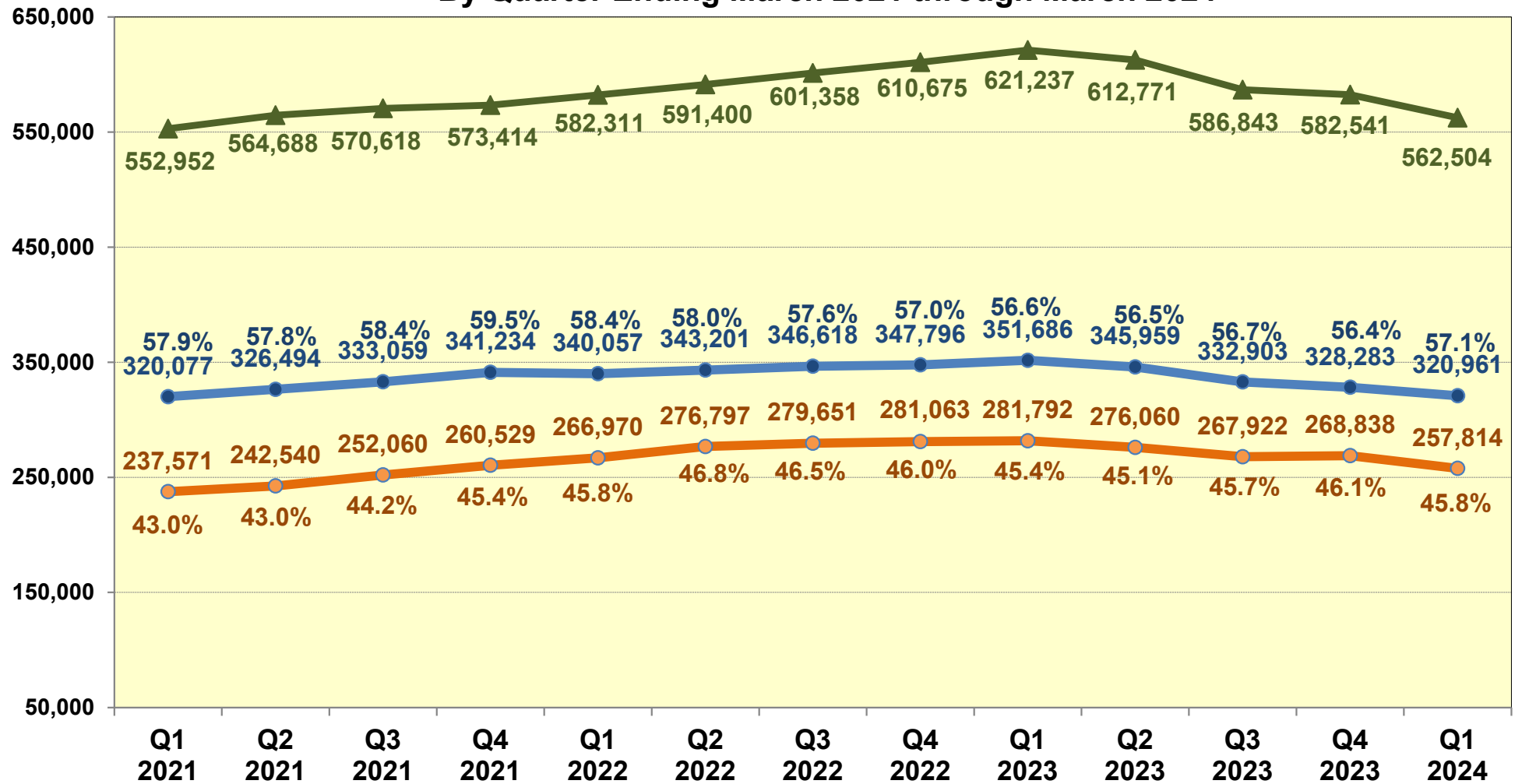
# PCMH Program CHILD Member Attribution

Comparison of Total CHILD Members, Total CHILD Attributed Members,  
and Total PCMH CHILD Attributed Members  
By Quarter Ending March 2021 through March 2024



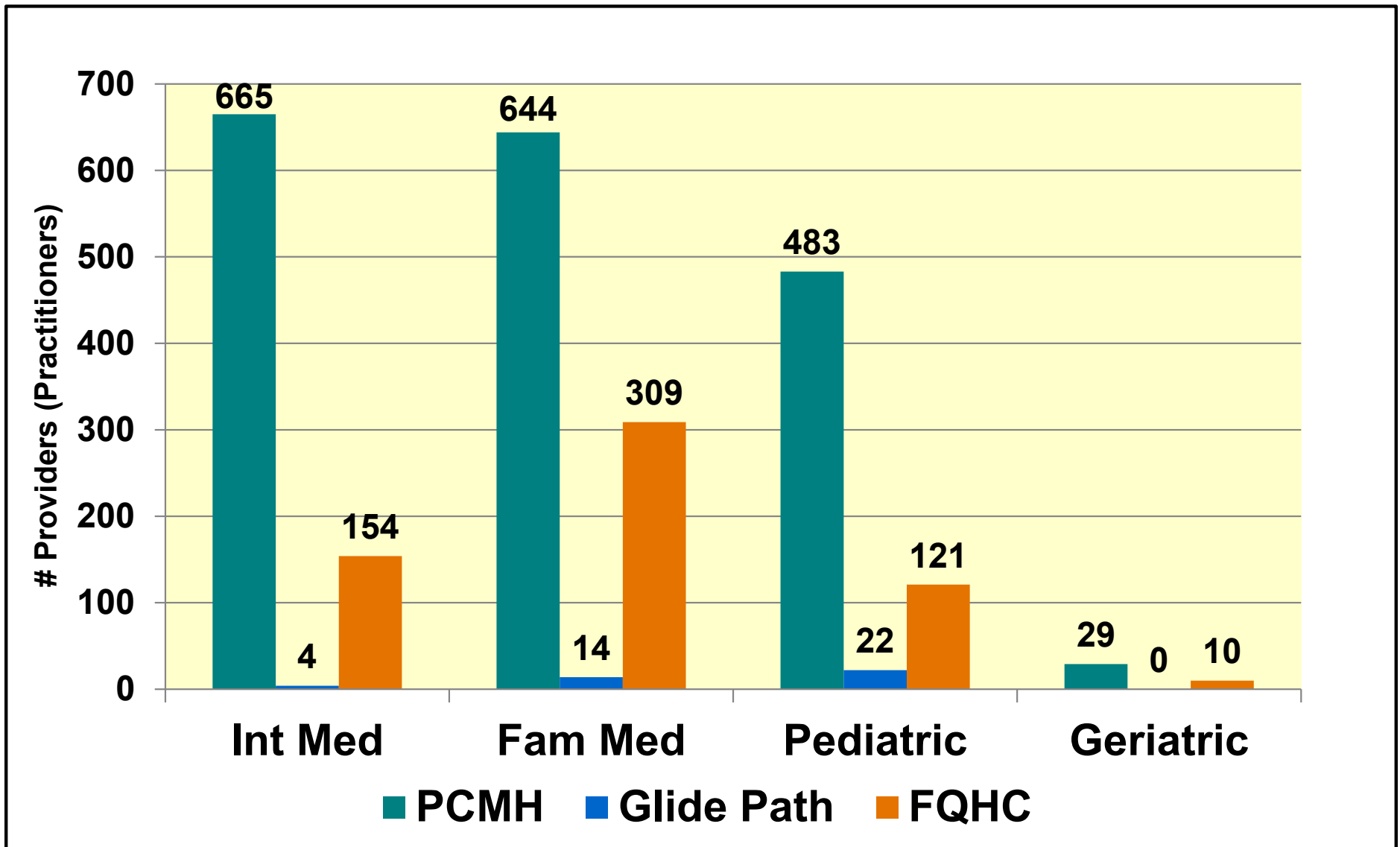
# PCMH Program ADULT Member Attribution

Comparison of Total ADULT Members, Total ADULT Attributed Members,  
and Total PCMH ADULT Attributed Members  
By Quarter Ending March 2021 through March 2024

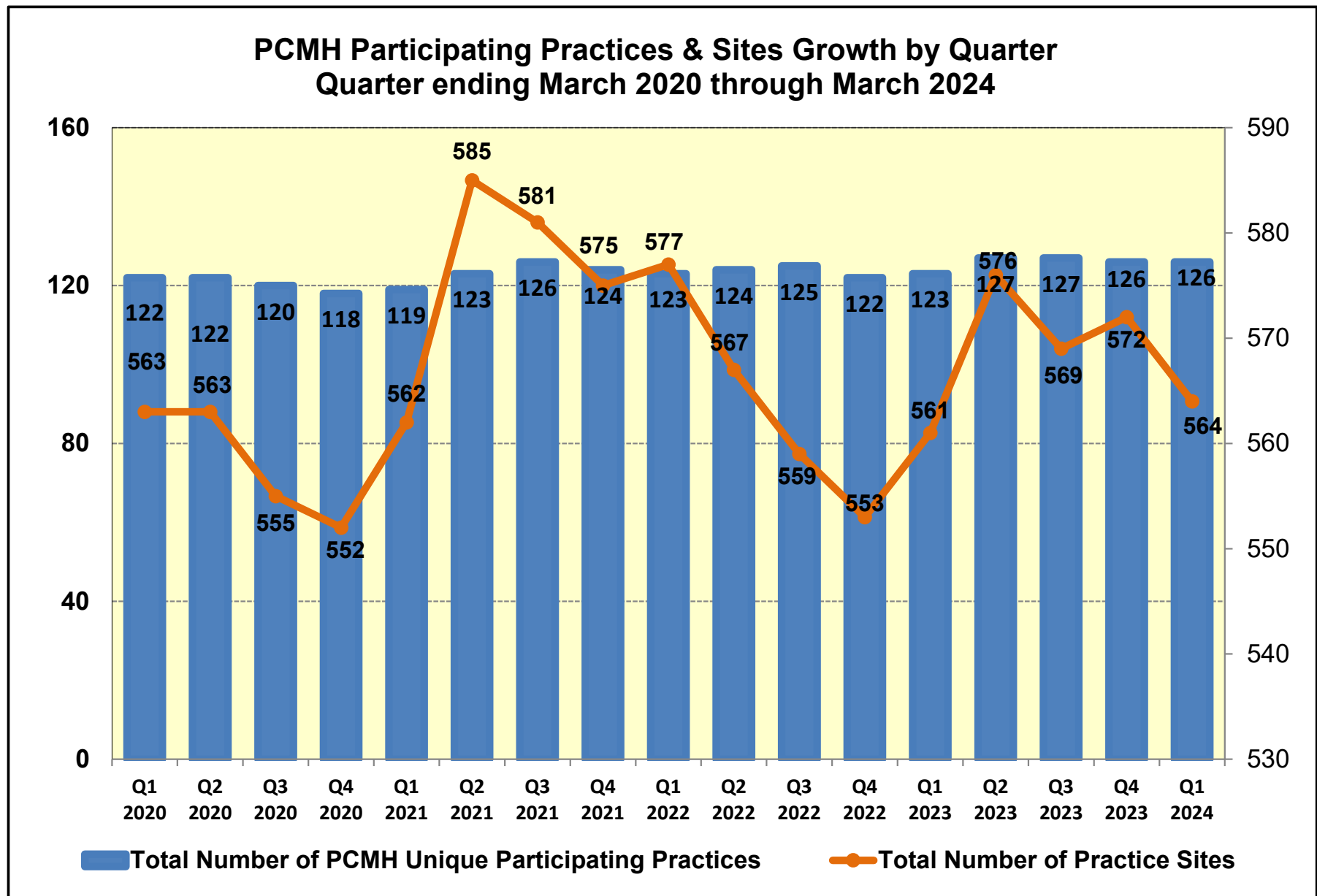


▲ Total ADULT Members    ● Total Adult Attributed Members    ● Total PCMH ADULT Attributed Members

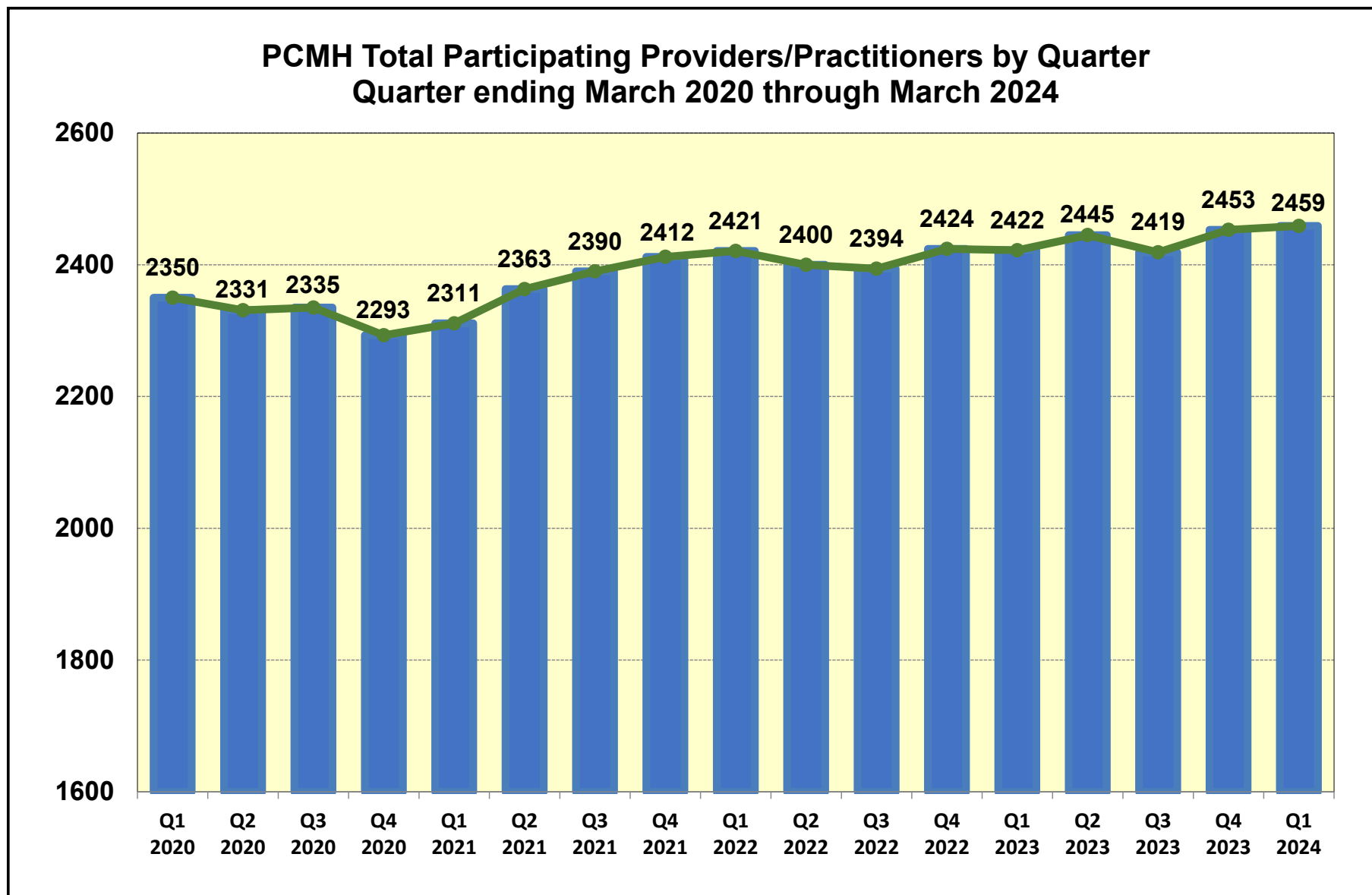
# Provider Specialty by PCMH Program Participation as of April 30, 2024



# PCMH Program Growth-Practices & Sites



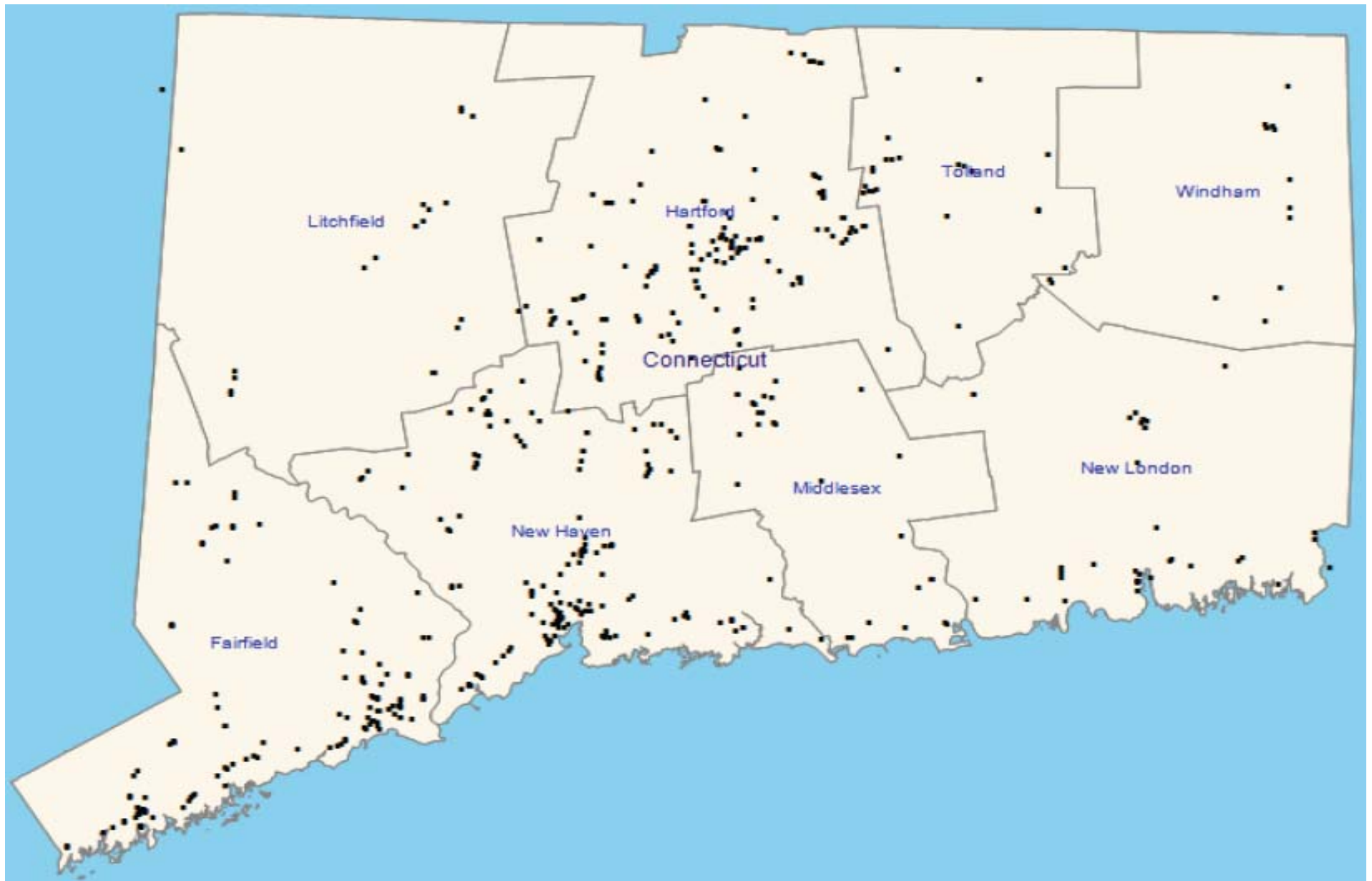
# PCMH Program Growth - Providers





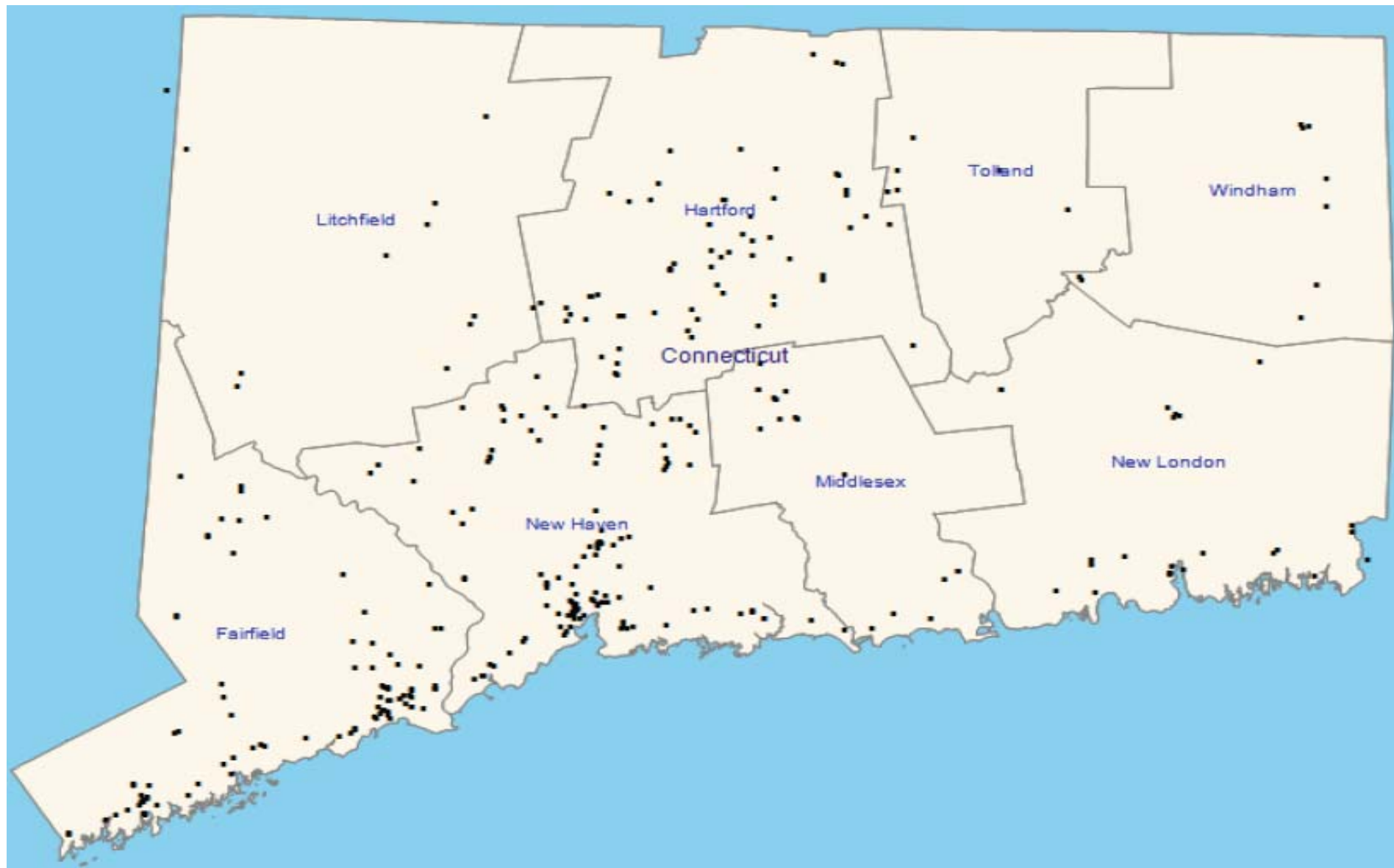
# PCMH Practice Site Locations

# All PCMH Program Practice Site Locations



Note: Data is as of March 31, 2024 – Maps are updated quarterly.

# Internal Medicine PCMH Program Practice Site Locations

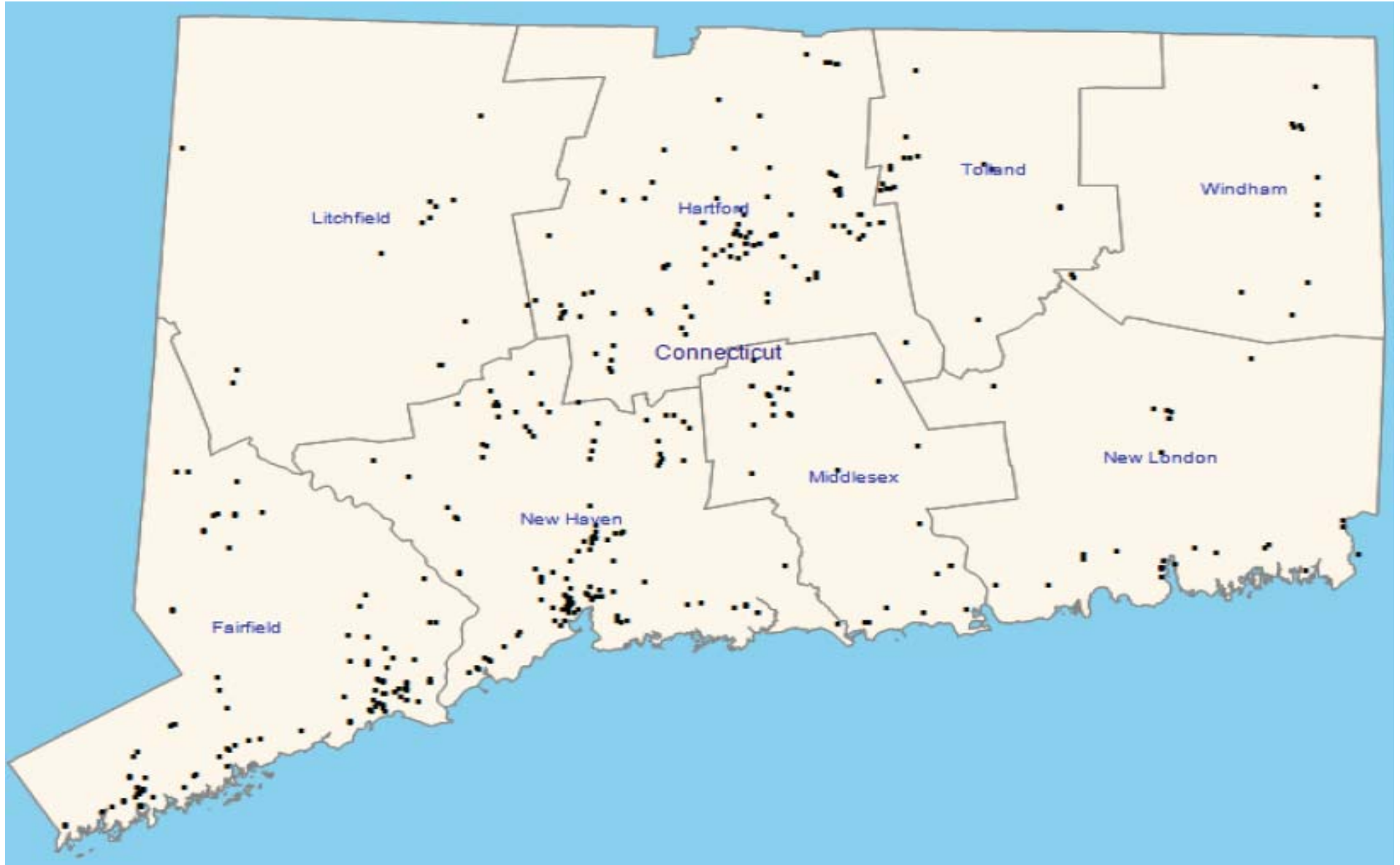


Note: Data is as of March 31, 2024 – Maps are updated quarterly.



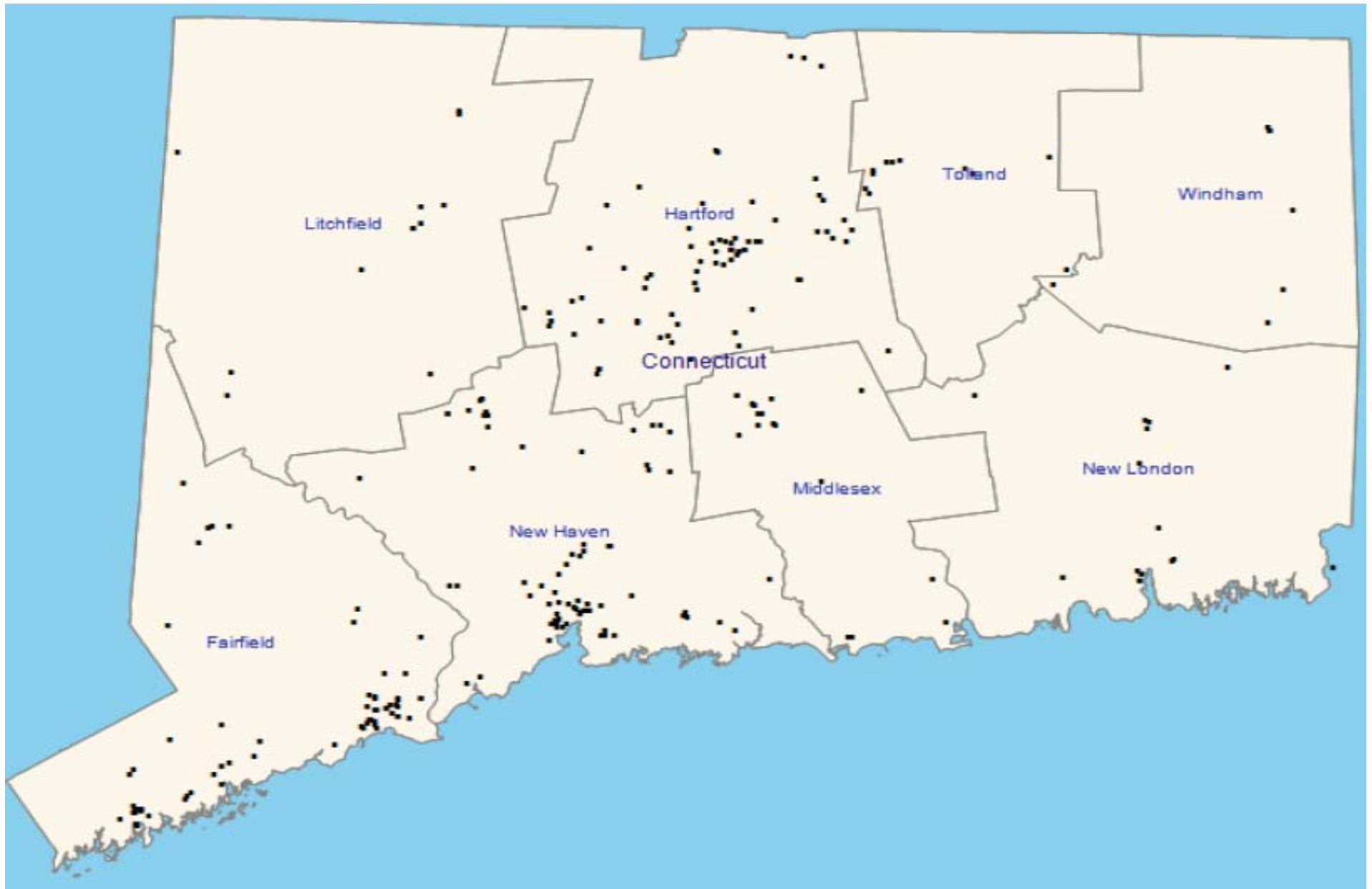
# Family Practice PCMH Program

## Practice Site Locations



Note: Data is as of March 31, 2024 – Maps are updated quarterly.

# Pediatric PCMH Program Practice Site Locations



Note: Data is as of March 31, 2024 – Maps are updated quarterly.